



This multi-level supplementary series not only provides additional pieces for the student, but can also be used to prepare for recitals, talent shows, etc. When used for performing, it can help establish the "pianist" at any level. It is truly a **Gateway to Performing™**.



ELEMENTARY LEVEL

PIANO SOLOS

**16 Easy and Exciting Pieces in Middle C Position
for Fun or Performance
By William Monell**

Table of Contents

MUSIC REFERENCE	2
To the Student/To the Teacher	3
Snowflakes	4
Rock Beat.....	6
Sailing	8
A Day at the Circus	
Elephants On Parade	10
Clowns.....	11
On the Flying Trapeze.....	12
The Mixed-Up Cowboy	14
Hawaiian Holiday	16
Ghosts!.....	18
Swiss Bell-Ringers	19
Play It Cool..... <i>Blues in the Key of C Major</i>	20
Wagon Wheels.	22
<i>Preparation for Hickory, Dickory, Dock</i>	24
Hickory, Dickory, Dock	25
The King Tut Prance	26
<i>Concerto Theme: Teacher's Accompaniment</i>	28
Beethoven: Concerto Theme	29
Little Fugue..... <i>The World's Shortest and Easiest Fugue</i>	30
MY FIRST RECITAL.....	32

Illustrations by Roberta Fierro

© Copyright 2011 by

Bernard Stein Music, LLC

All Rights Reserved Made in USA

*Distributed By CHARLES DUMONT & SON, INC.
1085 Dumont Circle, Voorhees NJ 08043*

©Copyright 2011 by Bernard Stein Music, LLC

To the student . . .

You've studied and practiced hard to learn the names of the notes, and all the piano basics. Now it's time to show off your new piano skills with some special pieces that you can play for friends and family, and in recitals and talent shows.

These pieces are no more difficult than those in your lesson books, but most of them are longer, and some even use special sound effects. So, they will probably need a little extra practice.

When you play the pieces in this book, most people will not believe that you have played the piano for only a short time. Your reward will be a big round of applause, and cries of "bravo!"





William Monell

Composer, Author, Teacher

To the teacher . . .

Use this book as a supplement to any elementary piano method, whenever you need additional pieces in Middle C position. It may also be used to prepare students for recitals, talent shows, etc. Begin this book anytime after the introduction of flats and sharps.

Range:  Time Signatures: $\frac{3}{4}$ and $\frac{4}{4}$ Key Signatures: None Time Values: 

This book is entirely in Middle C position, although there is some variation in tonality through the use of accidentals. For variety, sometimes the hands may be an octave higher or lower. There are also a few endings with a crossover to an out-of-range key. These notes are clearly marked. The text boxes introduce theory material that students may not have yet encountered in their basic lesson books. The pieces are progressive; those toward the end of the book are slightly more advanced than those in the beginning.

Start using this book with:

Piano for the Small Fry, Prep Book I-B

anytime after page 23

It's Piano Lesson Time, Book I

anytime after page 48


...Or

Any piano method after the student has learned:

- (1) to read all notes in Middle C position
- (2) legato and staccato
- (3) flats and sharps

8va

Octave sign Treble clef notes under this sign are played one octave (8 notes) higher than written.



SNOWFLAKES

Not too fast

MONELL

2 4 5 4 2 2 4 1

mp Snow - flakes fall - ing, gent - ly fall - ing, On the ground,

2 3

1 4 5 4 1 4 4 2

Peo - ple trip - ping, slid - ing, slip - ping, All a - round.

3 2

Pedal Press and hold the *damp*er pedal, using the toe of the right foot.

2 4 5 4 2 2 4 1

It's not pleas - ing to be freez - ing, Caked in ice!

1 4 5 4 1 4 4

(If you were a po - lar bear you'd think it's nice.)

Coda (a special ending)

8^{va} LH cross over


2 4 5 4

p *slower* High B \flat

Pedal



A DAY AT THE CIRCUS



I. Elephants On Parade




When a note that is flat, sharp, or natural repeats *in the same measure*, it is still flat, sharp, or natural. No new sign is needed.



Play both hands one octave lower throughout

MONELL

Slow waltz




*Small Keyboards:
Ignore the octave sign
and play as written.*

Low B \flat
one octave lower

Pedal

8^{va} Octave sign under the bass staff: play one octave lower.



Section
A

MONELL

Jes' moseyin' along

1 2 1

mp

Rid - in' down the trail,

5 5 3 4 5 4

1 2 1

Jes' got out - ta jail.

5 5 3 4 5

Section
B

2 3 2

2 3 2

Think I've lost my way,

4 4 2 3 4 3

2 3 2 2 3 2

This jes' ain't my day.

4 4 2 3 4

Section
C

2 3 2 2 3 2

Now whut's wrong? Of course!

4 4 2 3 4 3

2 3 2 2 3 2

Now I've lost my horse!

4 4 2 3 4

Coda

2 3 2 2 3 2 2 3 2

rit.

4 4 4 4



WAGON WHEELS

MONELL

Rolling along

Alternate fingering → (2) (1)

mp mf

Wag - on wheels,

Wag - on wheels, Roll - in', roll - in' with - out

rest, Wag - on wheels,

Wag - on wheels,

West! Wag - on wheels a roll - in,

Wag - on wheels a roll - in,

West!

rit.

Right hand cross over

Low C



A **fugue** (*fyooog*) is a musical work which is usually written to be played by the advanced pianist or organist. It begins with a short melody, heard in single notes, played by one hand. This is called the *fugue subject*.

Then the other hand begins playing the same melody in a different key, while the first hand continues with a harmony part.

Our *Little Fugue* has only two “voices,” one in each hand, and uses only the notes that you already know. Fugues sound very complicated, and that is why people will be surprised to hear you play one!

Be sure to practice each hand alone first before you put both hands together. *Little Fugue* is actually easy to play, but it may require a little extra practice because of the coördination involved.

LITTLE FUGUE

The World's Shortest and Easiest Fugue

MONELL

Moving along gracefully

 The musical score is written for piano in 3/4 time. It consists of two systems of music. The first system has five measures. The right hand (treble clef) plays a melody of eighth notes: G4 (quarter), A4 (quarter), B4 (quarter), C5 (half). The left hand (bass clef) plays a simple harmonic accompaniment of whole notes: G3 (half), B2 (half). The second system has four measures. The right hand continues the melody: D5 (quarter), E5 (quarter), F5 (quarter), G5 (half). The left hand continues the accompaniment: D3 (half), F2 (half). The score includes fingerings (4, 2, 3, 4, 3, 4) and a dynamic marking of *mf* (mezzo-forte).

